

# Data scores for Sibelius

This is a set of Sibelius scores in Sibelius 6.2, 7, and/or 7.5 format.

By Bob Zawalich

The zip files were created on December 1, 2020 and updated August 14, 2023.

These are intended for use as Data scores, where you open a data score, copy some objects from it to the clipboard, then paste them into your own score. I find that adding a few bars to the end of your score, and pasting there is a good way to avoid disturbing your score.

Once pasted, the symbol/line/text definitions will be added to your score without needing to import a House Style. You can now delete the pasted objects (you can delete the bars you added and their contents), and the definitions will remain in your score.

These are scores that have been used in plugins or are generally useful as a source of objects. They are collected into a single zip file. Download the zip file, unzip, and copy the scores you want to a convenient location.

**Invisible and Show Invisible Notehead Styles** is a score in Sibelius 6.2 format that defines the notehead styles *Invisible* and *Show Invisible*.

Copy the first 2 bars in the score into 2 empty bars in your score to transfer the Notehead Style definitions into your score. You can delete the notes after pasting.

[Download Invisible and Show Invisible Notehead Styles in Sibelius 6.2 format here](#)

## Data Score - *Invisible* and *Show Invisible* Notehead Styles

Each bar contains a whole note with a special notehead style. Passage select and copy bars 1 and 2, and paste into 2 empty bars in your score. The text will not be copied. You can then delete what you pasted and the notehead styles will still be defined in your score. *Invisible* notes are hard to see (!), so filter them and replace the notehead style temporarily with *Show Invisible* so you can see and manipulate them.

Use ctrl/cmd+z to restore the original notehead style if nothing changed, or filter the *Show Invisible* notes and replace the style with *Invisible*.

There is a second set of notes you can experiment with. Redefine the *Show Invisible* style if you prefer a different look.

*Invisible* style is based on *Headless*, and the notes are silent, with no accidentals, stems or ledger lines. *Show Invisible* is a clone of the *Ping* notehead style.

1	Invisible Notehead Style	2	Show Invisible Notehead Style

3	Experiment with Invisible Notehead Style	4	Experiment with Show Invisible Notehead Style

**Time Signature Text Data Scores** are scores that contain special text objects in **Time Signatures** text style for displaying multiple time signatures or tile signatures in parentheses. Copy something close to what you want into your score and edit the text carefully in the Inspector.

The links to the data scores are followed by a screenshot of the first page of each included score.

[Download Time Signature Text Data Scores in Sibelius 7.5 format here](#)

Generated Time Signature Text

Generated by Add Time Signature Text plugin:  
Text Style: Time Signatures, Opus Std font

1

2

3

4

5

6

6

7

8

9

10

11

11

12

13

14

15

15

16





























17

18

- **All Symbols Labeled from Piano Score\_v7.sib**
  - This score contains each of the symbols defined in a new Piano score in Sibelius 7.5.1, then exported to Sibelius 7 format.
  - Use Find to search for a symbol by name
  - Copy symbols from this score and paste into another score. This can be useful when using a cut-down version of Sibelius that does not provide all these symbols but will use them if copied into the score. In that case they still will not appear in the list of symbols; you will need to copy and paste to get any more of them. Better than nothing!

## All Symbols Labeled Sibelius Version 7.5.1

Labels include the symbol index in the symbol table,  
the relative index in the symbol row, and the symbol name

			
No symbol' (leave empty) 0 - Repeats + 0	Segno 1 - Repeats + 1	Coda 2 - Repeats + 2	Serpent 1 3 - Repeats + 3
			
Serpent 2 4 - Repeats + 4	Repeat beat 5 - Repeats + 5	Repeat bar 6 - Repeats + 6	Repeat 2 bars 7 - Repeats + 7
			
Repeat 4 bars 8 - Repeats + 8	Barline 9 - Repeats + 9	Start repeat barline 10 - Repeats + 10	End repeat barline 11 - Repeats + 11
			
Final barline 12 - Repeats + 12	Segno 13 - Repeats + 13	Coda 14 - Repeats + 14	<no name> 15 - Repeats + 15
			
Do not photocopy 16 - General + 0	Circle 17 - General + 1	( 18 - General + 2	) 19 - General + 3
			
{ 20 - General + 4	} 21 - General + 5	Bracket top 22 - General + 6	Bracket bottom 23 - General + 7
			
End bracket top 24 - General + 8	End bracket bottom 25 - General + 9	Small ( 26 - General + 10	System divider 27 - General + 11

- **Circle and Oval Symbols and SVG files used by the Circle Tab Half Whole plugin\_v7.sib**
  - Shapes used to enclose tablature numbers of various sizes.
  - Symbols were generated from the SVG files
  - The SVG files could be adapted to fit around notes, and then new symbols could be generated.

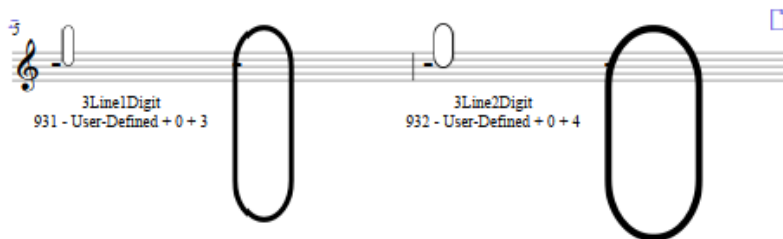
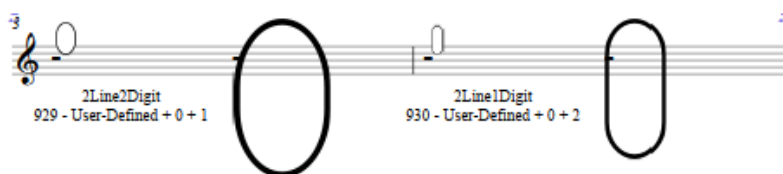

Full Score

Full Score

1

## Circle and Oval Symbols and SVG files used by the Circle Tab Half Whole plugin

Each bar contains one symbol and one graphic. These symbols were created from the SVG graphics.  
See Edit Symbols for details.



42

TAB

5 6 7 8 9 3 35 24 33 24 33 11

49

TAB

4 5 4 4 4 36 31 26 22 17 18

57

TAB

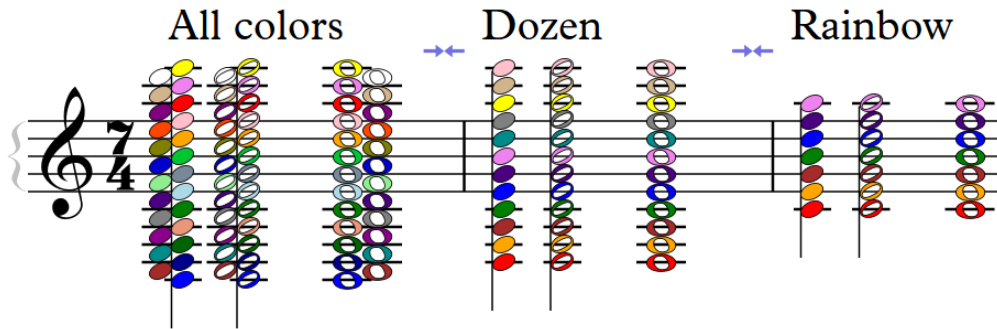
5 7 6 6 35 26 22 27 7 3 3

63

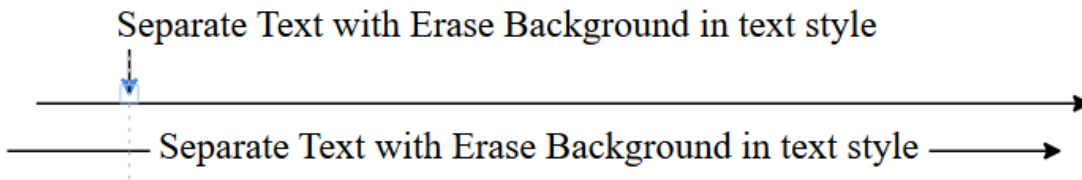
TAB

26 22 17 0 1 22 17 1 17 0

- **Colored Notehead Styles.sib**
- **Colored Notehead Styles\_Bordered.sib**
  - These 2 scores are used by the Colored Notehead Styles plugin, but can be used standalone to copy in colored noteheads, especially bordered ones which are not available elsewhere.



- **Line Centered Text Erase Background.sib**
  - Examples of Lines overlaid with Text using Erase Background with instructions



- **Harp Techniques Opus Norfolk Harp (v7)** (requires the *Norfolk Harp* font)
  - Part of the free document [Notating Music for the Harp in Sibelius](#).
  - Read about and find the *Norfolk Harp* font [here](#).

## Harp Techniques from Norfolk Harp Std Font

### Sib 7 Standard Opus Times House Style 11 April 2019

Each bar has a Symbol object and a Text object for each character

82	6	11	16	21	26	31	36	41
Snap pizzicato below	Snap pizzicato above	Buzz pizzicato	Left-hand pizzicato	Snap pizzicato below (German)	Snap pizzicato above (German)	Arpeggiato up	Arpeggiato down	Breath mark (Salzedo)
Isolated sounds (Salzedo)	Play at upper end of strings (Salzedo)	Plectrum	Fingernails (beater)	Fingernail flick	With fingernails	Damp	Damp all	Damp for stem
Damp only low strings (Salzedo)	Damp with both hands (Salzedo)	Muffle totally (Salzedo)	Tam-tam sounds (Salzedo)	Timpanic sounds (Salzedo)	Combining string noise for stem	Harp pedal divider	Harp pedal lowered (sharp)	Harp pedal centered (natural)
Harp pedal raised (flat)	Thunder effect (Salzedo)	Whistling sounds (Salzedo)	Metallic sounds (Salzedo)	Metallic sounds, one string (Salzedo)	Metal rod pictogram (alternate)	Metal rod pictogram	Fluidic sounds, right hand (Salzedo)	Fluidic sounds, left hand (Salzedo)
Slide with suppleness (Salzedo)	Oboic flux (Salzedo)	Harp pedal raised (flat)	Harp pedal centered (natural)	Harp pedal lowered (sharp)	Harp pedal divider	Metallic sounds (Salzedo)	Metallic sounds, one string (Salzedo)	Metal rod pictogram (alternate)

- **Hollywood SVG Gliss Lines with Symbols\_v7**

## Wiggly Lines as SVG graphics files with Symbols created from those SVG files

SVG files created by ilkay bora öder

The image displays four musical staves in 4/4 time, arranged in two pairs. Each staff has a treble and bass clef. The first pair of staves (measures 1-4) is labeled 'Graphics file' in a red box on the left. The second pair (measures 5-8) is also labeled 'Graphics file' in a red box. The third pair (measures 9-12) is labeled 'Symbol from Graphic' in a red box. The fourth pair (measures 13-16) is also labeled 'Symbol from Graphic' in a red box. In all cases, the wiggly line is placed on the treble staff, and the bass staff contains a whole rest. The wiggly line is a continuous, undulating line that starts on a whole note in the first measure and continues through the second measure, ending on a whole note in the third measure. The line is black and has a smooth, flowing appearance.



- **Standard staff Text styles copied with vertical position flipped\_Sib6.sib**
- **Standard staff Text styles copied with vertical position flipped\_Sib7.sib**
- **Standard staff Text styles copied with vertical position flipped\_Sib2020\_3.sib**
  - These scores (in 3 different Sibelius versions) contain Text objects in text styles that are variants of common text styles used in Sibelius House Styles, but flipped vertically, such that the modified styles are in a corresponding position above or below the staff. As with other data scores, you can select bars containing text in the desired styles, then paste into your own score. You can then delete the pasted text, but the text style definitions will be transferred to your score.

## Standard staff Text styles copied with vertical position flipped

Copy into your score, then delete from your score to define the text style in your score  
 Most offsets modeled on Technique and Expression. Lyrics modeled on Lyrics above staff  
 (Bar number) appended to text to make attachment point clearer.

*Expression flipped (2)*

Technique flipped (1) Plain text flipped (3) Boxed text flipped (4)

5

Fingering flipped (5) Small text flipped (6) Tiny text flipped (7) Tuplets flipped 8

9

Lyrics line 1 flipped (10)

Lyrics line 2 flipped (11)

Lyrics line 3 flipped (12)

Lyrics line 4 flipped (13)

Lyrics line 5 flipped (14)

Lyrics line 1 flipped (10) Lyrics line 2 flipped (11) Lyrics line 3 flipped (12) Lyrics line 4 flipped (13) Lyrics line 5 flipped (14)

15

*Lyrics (chorus) flipped (164)*




Lyrics (chorus) flipped (164)

Lyrics above staff flipped (17)

- **Symbol Text-12pt-Bold.sib**

- **Symbol Text-10pt-Italic.sib**

- These 2 scores contains sets of normal Text characters (a – z, A – Z, 0 – 9, ., ,) created as symbols. These are intended to simplify creating words by combining letters into composite symbols, to be used for adding text to the end of a line, since the editor only allows symbols at the end of a line.
- Each score contains 2 sets of characters using different text styles (Times New Roman font 10 point plain and italic; Times New Roman font 10 point bold and 12 point plain. The text styles can be changed for different text formatting.
- Instructions for using the symbols are included in the scores.



- **Tuplet Centered Erase.sib**

- Originally used for the Tuplet Over Barlines plugin. Contains variants of the Tuples text style.

